

MOVE ANYTHING ON HEVI-HAUL SKATES... MACHINE TOOLS,

GENERATORS, AEROSPACE COMPONENTS, ENGINES, BOILERS, CASTINGS & MORE!

HOUSES & BUILDINGS, LIGHTHOUSES, TRANSFORMERS, SHIPS, POWER PLANTS,



1-800-558-0577



# Hevi-Haul Skates Maintenance & Usage Guide



DAM COMPONENTS, OFF SHORE OIL PLATFORMS, BRIDGES,

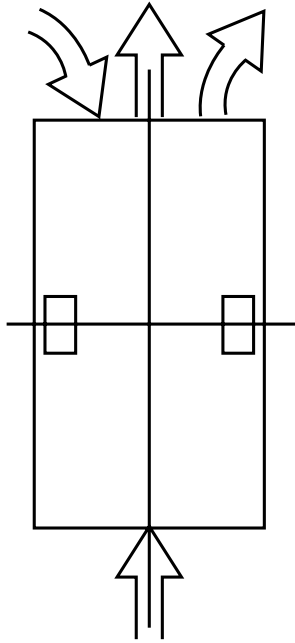
# Hevi-Haul Skates Basic Methods of Use — Typical Moving Methods

The illustrations below suggest typical ways of handling general moving situations. Adaptations or combinations may be necessary for each individual load.

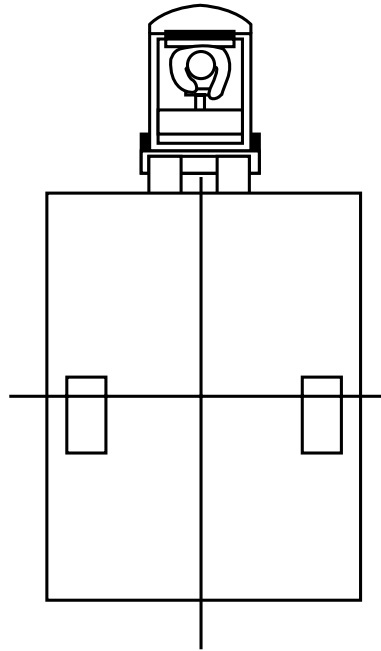
\* NOTE: The 6 methods outlined below are guidelines to follow. There are many more methods that can be used; we've just given you 6 of the most basic methods. Many factors should be considered before deciding on which method to use. These factors are: weight of load, floor capacity, space for turns, floor conditions, ramps and inclines, tractive power, etc.

## Using 2 Hevi-Haul Skates

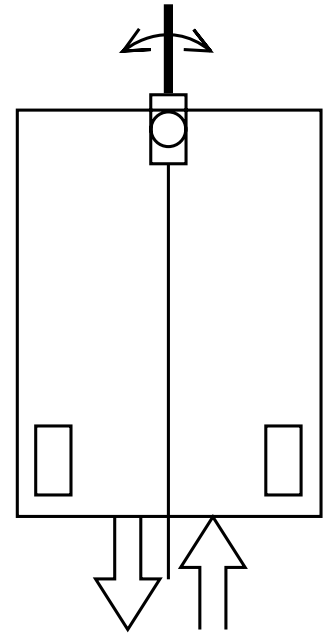
### Method 1



### Method 2



### Method 3

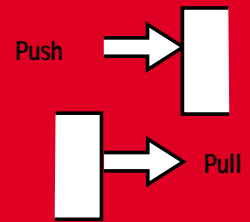
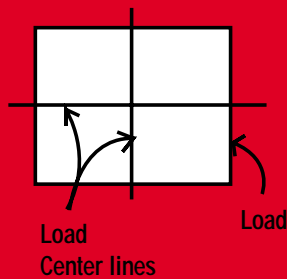
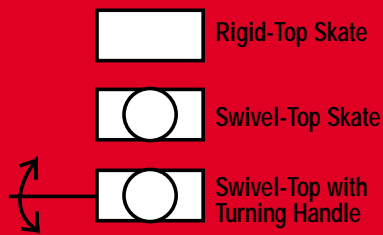


**1.** Use with loads light enough to be moved with manpower. Place rigid-top skates at center of gravity of the load. Load may be pushed or pulled from either end. Straight line travel or turns are accomplished easily by pushing in desired direction.

**2.** This method allows moving bulky loads or heavy loads normally out of capacity range of a forklift truck. Here is an economical way to greatly increase a forklift truck's usefulness, versatility and capacity. Place rigid-top skates slightly ahead of center of gravity causing one end of load to contact floor. This end is picked up with the forklift which pushes and steers the load for forward travel.

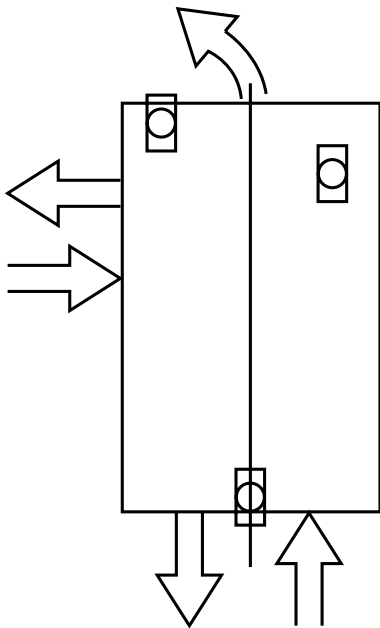
Forklift operator must adjust forks when coming upon differences in floor levels: lower forks before stepping up and raise forks before stepping down.

**3.** Locate two rigid-top skates parallel at one end of load. If load is heavier on one end than the other, place rigid skates under heavy end. Swivel-top skate is placed centrally at other end. Push or pull at rigid skate end, and steer swivel-top skate with turning handle for making turns.



## Haul Skates

### Method 4

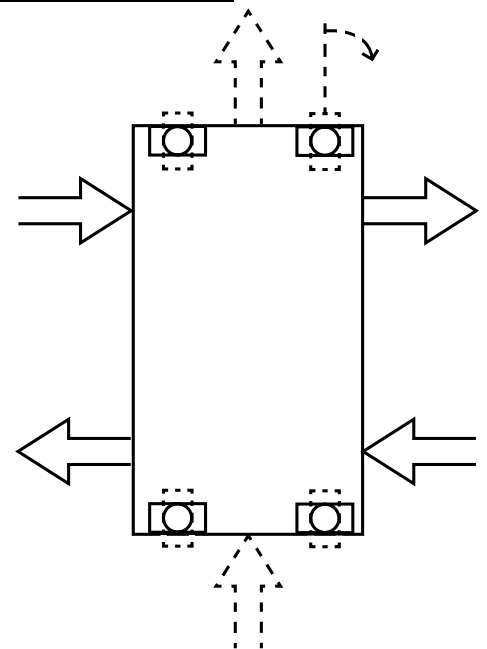


### Method 5



## Using 4 Hevi-Haul Skates

### Method 6



**4.** Use with heavy loads requiring maximum turning for spotting operations. With swivel-top skates placed as shown, load may be pushed or pulled in any direction by swiveling with turning handle as desired.

**5.** Two rigid-top skates and two swivel-top skates are used in combination for very large and heavy loads. Straight-line travel or turns are accomplished by turning and aligning swivel-top skates. Adjusting swivel position should be done with load stationary. Load is then pushed or pulled in desired direction.

**6.** Use for heavy loads requiring full directional control. Position load on four swivel-top skates. Straight-line travel and all turns, including broadside movement, are accomplished by swiveling skates in desired direction.

1-800-558-0577

[www.hevihaul.com](http://www.hevihaul.com)



# Hevi-Haul Skates...Engineered To Take The Weight

## Design

Hevi-Haul Skates are the best because of their unique design. Their low profile (only 4 inches from the floor to the top of the skate) and full-length needle bearings have made Hevi-Haul Skates the leaders in their field.

Hevi-Haul Skates are made of high quality steel and welded throughout to assure the user years of rugged use. All bearings are heat treated to assure long life. The axle assemblies are fitted with washers so that no

sand or dirt will get inside the roller, a tolerance has been specifically designed into each roller to alleviate any clogging or jamming.

The "tilt action" design on the utility model series allows the Skates in this series to turn on their own axis with exceptional maneuverability. This special design allows the utility models to carry loads with ease up ramps, across railroad tracks, over the roughest floors, docks and

platforms. Some of the other models have a variation of the principle which allow them to carry loads over rough floors and obstacles because the forward rollers are riding free.

All Hevi-Haul designs are very easy to adapt to fit any special applications you may have.

## Characteristics

Because of the low profile of Hevi-Haul Skates, little or no jacking is required on most moves. The width of Hevi-Haul Skates spreads the weight of the load over a larger area with each roller carrying its share of the load. This helps cut down on the floor load per square inch and also

allows the skate to hold the floor better so that no "swimming" will occur. Therefore, you have better control of the move, whether it's a few tons or a few hundred tons.

The swivel models pivot readily on concrete and steel floors. Gradual

turns can be made while moving, sharper turns under static conditions. Also, heavy objects can be placed or positioned on the skate without placing floor locks.

## Rolling Resistance

To estimate the force required to move a load with Hevi-Haul Skates, use the formula:

$LOAD \times .05 = FORCE \text{ REQUIRED TO MOVE}$

This formula should be used only to approximate the force required to move the load. The actual force required will depend on the conditions of the move.

## Warranty Terms

Hevi-Haul warrants its products to be free of defects in materials or workmanship. Hevi-Haul makes no other warranties, expressed or implied, including no warranties of fitness for particular purpose. Hevi-Haul's obligations under this warranty shall be limited to repair or replacement of the products in question or, at its sole option,

refund of the purchase price. Hevi-Haul disclaims any liability for incidental or consequential damages, including liability for lost profits. This warranty shall be voided by any misuse or abuse of the product, or upon any modification of the products without Hevi-Haul's prior expressed written authorization. Any claims under this warranty must be made,

in writing, within one year from date of delivery to the customer. Hevi-Haul's acceptance of this order is conditioned upon customer's agreement to these warranty terms. No modification of these terms shall be effective against Hevi-Haul unless in writing and signed by an authorized representative of Hevi-Haul.

## Care and Preventative Maintenance

Always remember that, like all tools, Hevi-Haul Skates must be applied to a task with good judgement by the user. Inspect Skates regularly for damage,

and use preventative maintenance. HEVI-HAUL RECOMMENDS GREASING OF AXLES BEFORE EACH USE. Convenient grease fittings are provided

on each axle for this purpose. Lubricate 5 or 6 pumps of a grease gun with general purpose grease. Occasionally grease swivel assemblies where applicable.